



econfloor

P O L S K A S P. Z O. O.

LAMINATE FLOORING 2026/2027

MIDDLE EAST / AFRICA



Table of contents

1	What is laminate flooring?
2	Pros of laminate flooring
6	Installation
7	Care
8	Technical data
9	Collection: 8 mm AC5 Standard


What is laminate flooring?

Laminate flooring (also called **floating wood tile** in the **United States**) is a multi-layer **synthetic flooring** product fused together with a **lamination process**. Laminate flooring simulates **wood** (or sometimes **stone**) with a photographic **applique layer** under a clear protective layer. The inner core layer is usually composed of **melamine resin and fiber board** materials. There is a **European Standard No. EN 13329:2000** specifying laminate floor covering requirements and testing methods.

Laminate flooring has grown significantly in popularity, perhaps because it may be easier to install and maintain than more traditional surfaces such as **hardwood flooring**. It may also have the advantages of costing less and requiring less skill to install than alternative flooring materials. It is reasonably durable, **hygienic** (several brands contain an antimicrobial resin).



Pros of laminate flooring



Laminate flooring is a beautiful, cost-effective flooring option that has become increasingly popular in recent years. If you're considering installing laminate floors in your home, it's important to learn more about this type of floor in order to make an informed decision. Read on for our tips on the pros and cons of laminate flooring to see if it is the right choice for your space.

Pros of laminate flooring

When it comes to the benefits of laminate flooring as a building material, just about everything you've read or heard about laminate is true. In fact, it'd be hard to find a flooring material with a larger upside than laminate. Here's a list of the benefits you'll enjoy if you install laminate floors in your home.



Durable

Laminate flooring is very durable, more than hardwood, which makes it both pet-friendly and family-friendly and a great option for high-traffic areas. To add to this advantage, it can also withstand exposure to sunlight for a long period of time and not fade. The word durable now seems like an understatement.

Laminate is Easier to Clean

Need another reason to love laminate flooring? Good because we have one - it's easy to clean! There are no special instructions or materials needed for maintenance. Dust and spills can easily be eliminated with a vacuum, broom or even a slightly damp mop. Isn't that so easy? With this simple maintenance, you'll get many long years of beautiful laminate flooring!





Appearance

In the past, it was easy to tell that laminate was artificial wood. But today, with technological advances, it's now difficult to tell the difference between laminate and hardwood. This makes it a great option for anyone who wants the look (and even feel) of hardwood and other natural materials (even stone) but without the hard and tedious work.

Laminate is Cheaper Than Wood

That's right! Laminate wood flooring can look and feel like the real material, but without the high price. This makes it perfect for the budget-conscious homeowner. We could all go for an option that'll save us some money, right?



Laminate Floors are Easy to Install

Another advantage of laminate flooring is that it's pretty much the easiest flooring to install for the typical DIYer. A lot of that is due to the fact that laminate forms a floating floor, meaning it doesn't have to be nailed, stapled or glued to a subfloor. The other reason laminate is so easy to install has to do with how the planks attach together.

While laminate can be great for a DIY project, it's also of course worth being safe and spending a few extra bucks to get it installed correctly by a professional.



Installation

Laminate floors are reasonably easy for a **DIY** homeowner to install. Laminate flooring is packaged as a number of **tongue and groove** planks, which can be clicked into one another. Sometimes a glue backing is provided for ease of installation. Installed laminate floors typically "float" over the sub-floor on top of a foam/film underlayment, which provides moisture- and sound-reducing properties. A small (1–10 millimetres (0.039–0.394 in)) gap is required between the flooring and any immovable object such as walls, this allows the flooring to expand without being obstructed. **Baseboards** (skirting boards) can be removed and then reinstalled after laying of the flooring is complete for a neater finish, or the baseboard can be left in place with the flooring butted into it, then small beading trims such as shoe moulding or the larger quarter-round moulding can be fitted to the bottoms of the baseboards. Saw cuts on the planks are usually required at edges and around cupboard and door entrances, but professional installers typically use door jamb undercut saws to cut out a space to a height that allows the flooring to go under the door jamb & casing for a cleaner look.

Improper installation can result in peaking, in which adjacent boards form an inverted V shape projecting from the floor, or gaps, in which two adjacent boards are separated from each other.



It is important to keep laminate clean, as dust, dirt, and sand particles may scratch the surface over time in high-traffic areas. It is also important to keep laminate relatively dry, since sitting water/moisture can cause the planks to swell, warp, etc., though some brands are equipped with water-resistant coatings. Water spills aren't a problem if they're wiped up quickly, and not allowed to sit for a prolonged period of time.

Adhesive felt pads are often placed on the feet of furniture on laminate floors to prevent scratching.

Inferior glueless laminate floors may gradually become separated, creating visible gaps between planks. It is important to "tap" the planks back together using the appropriate tool as gaps are noticed in order to prevent dirt filling the gaps, thus making it more difficult to put into place.

Quality glueless laminate floors use joining mechanisms which hold the planks together under constant tension which prevent dirt entering the joints and do not need "tapping" back together periodically.







8 MM STANDARD

Guarantee	30 years
Length	1380 mm
Width	193 mm
Thickness	8 mm
Material	HDF Board
Structure	OV
Locking system	5G


Technical data	Test method	Result
Abrasion resistance	EN 13329	AC5
Fire classification	EN 13501-1	Cfl-s1
Slip resistance	EN 13893	DS
Formaldehyde emission	EN 14041	E1
Thickness swelling	EN 13329	≤18%
Light fastness	EN 13329	≥ 4, EN 20105-A02
Staining resistance	EN 13329	5 (groups 1 and 2), 4 (group 3)
Water resistance	NALFA ISO 4760	-
Thermal resistance	EN 12667	$R < 0,066 \text{ (m}^2 \text{ K)}/\text{W}$

Data Package / Pallets	1 package: 9 pcs. / 2.397 m ² ; 1 pallet = 60 packages: 143.82 m ² 1 package: 8 pcs. / 2.131 m ² ; 1 pallet = 60 packages: 127.84 m ² 16.4 kg / package; 1 pallet = 984 kg
------------------------	--

3329



3330



3331




3332



3333




 **8MM AC5
STANDARD**

3334



3335



3336




3337



4114

3338



3339



Our credo is to produce strong, durable and long-lasting flooring for residential and commercial areas, with the most natural look possible, and made of high-quality materials.

We look forward to welcoming you in our stores.

VINYL, LAMINATE, PRE-FINISHED PARQUET AND SOLID PARQUET FLOORS

Grel 77 | 34-471 Ludźmierz | Poland

www.econfloorpolska.com | sale@econfloorpolska.com | +48 182 005 180

